



EFU LIFE ASSURANCE LIMITED
Statement of Changes in Net Assets
As on 30th Sep 2019

	Managed Growth Fund	Guaranteed Growth Fund	Capital Growth Fund	Aitemad Growth Fund	Pension Fund	Aggressive Fund	Takaful Growth Fund	Takaful Aggressive Fund	Takaful Conservative Fund
-----Rupees in '000-----									
Fund brought forward	94,390,125	1,883,967	196,821	4,393,866	24,073	158,569	3,365,726	48,723	15,000
Value of creation of units	12,281,772	650,476	160	1,023,530	616	203,197	1,392,053	254,489	78,004
Increase (decrease) in value of investments in the financial year	347,296	(7)	2,757	(195,245)	(1,087)	(20,624)	(23,413)	121	-
Other income	(96,175)	167,899	7,129	(67,513)	1,242	17,721	(15,742)	7,052	(340)
	12,532,893	818,368	10,046	760,773	771	200,294	1,352,898	261,662	77,664
Total income	106,923,019	2,702,335	206,868	5,154,639	24,844	358,863	4,718,624	310,385	92,664
Management charges	(1,064,527)	(23,390)	(1,988)	(46,631)	(232)	(1,725)	(26,009)	(1,008)	819
Tax paid									
Other expenditure	(31,315)								
Increase (decrease) in provisions									
Value of cancellation of units	(10,745,501)	(221,942)	(24,999)	(429,892)	(3,807)	(169,044)	(680,018)	(180,596)	(8,101)
Total expenditure	(11,841,344)	(245,332)	(26,987)	(476,523)	(4,039)	(170,769)	(706,028)	(181,605)	(7,282)
Fund carried forward	95,081,675	2,457,003	179,881	4,678,116	20,805	188,094	4,012,596	128,780	85,382


 Director
 HAA



 Director
 SN2


 Managing Director &
 Chief Executive


 Chairman
 BBH

EFU LIFE ASSURANCE LIMITED
Statement of Net Assets
As on 30th Sep 2019

	Managed Growth Fund	Guaranteed Growth Fund	Capital Growth Fund	Aitemad Growth Fund	Pension Fund	Aggressive Fund	Takaful Growth Fund	Takaful Aggressive Fund	Takaful Conservative Fund
-----Rupees in '000-----									
Bank Balance	896,884	24,162	28,237	261,965	14,884	62,479	132,487	13,729	15,000
Total Value of Investment	83,225,947	636,888	141,592	3,024,518	5,640	19,932	1,612,119	105,076	
Accrued Interest / Dividend Receivable / Payable	394,612.33	11,778	7	31,799	118		18,067	2,959	
	0.00	0	10,516	-		183,239	0	7,088	(3,157)
Total Fund Value	84,517,443	672,827	180,351	3,318,282	20,642	265,650	1,762,674	128,852	11,843
Management Charges	0	0	(74)	0	(9)	188,170	0	(72)	(36)
Cost of Disposition	0		(200)	-	(14)				
Net Assets Value	84,517,443	672,827	180,077	3,318,282	20,619	453,820	1,762,674	128,780	11,807


 Director
 HAA


 Director
 SN2


 Managing Director &
 Chief Executive


 Chairman
 RBN

EFU Life Assurance Limited
Statement of Investment Performance Measurement of the Unit Linked Funds
As on 30th Sep 2019

Previous 10 Years					
Sr. No.	Name of the Unit Linked Fund	Type of Fund	Bid price at the beginning of the period (A) 30-Sep-2009	Bid price at the ending of the period (B) 30-Sep-2019	Investment Yield % $Y=((B/A)-1)\times 100$
1	Managed Growth Fund		683.17	1,564.1913	128.961%
2	Capital Growth Fund		205.93	399.9886	94.235%
3	Alternad Growth Fund		550.29	1,211.8681	120.224%
4	Pension Fund		125.3	296.3488	136.511%
5	Guaranteed Growth Fund		475	995.6956	109.620%

Note:


- Fund GGF was started on 07 October 2009 therefore its initial price as on 7th October 2009 is taken


Previous 05 Years					
Sr. No.	Name of the Unit Linked Fund	Type of Fund	Bid price at the beginning of the period (A) 30-Sep-2014	Bid price at the ending of the period (B) 30-Sep-2019	Investment Yield % $Y=((B/A)-1)\times 100$
1	Managed Growth Fund		1,216.2200	1,564.1913	28.611%
2	Capital Growth Fund		318.2000	399.9886	25.704%
3	Alternad Growth Fund		934.7700	1,211.8681	29.643%
4	Pension Fund		235.2400	296.3488	25.977%
5	Guaranteed Growth Fund		746.2000	995.6956	33.435%

Previous 12 Months					
Sr. No.	Name of the Unit Linked Fund	Type of Fund	Bid price at the beginning of the period (A) 30-Sep-2018	Bid price at the ending of the period (B) 30-Sep-2019	Investment Yield % $Y=((B/A)-1)\times 100$
1	Managed Growth Fund		1,620.6277	1,564.1913	-3.482%
2	Capital Growth Fund		388.3133	399.9886	3.007%
3	Alternad Growth Fund		1,268.3228	1,211.8681	-4.451%
4	Pension Fund		303.0733	296.3488	-2.219%
5	Guaranteed Growth Fund		913.7877	995.6956	8.964%
6	Aggressive Fund		822.2347	1,086.0205	32.082%
7	Takaful Growth Fund		1,043.6472	1,046.4937	0.273%
8	Takaful Aggressive Fund		734.2992	1,084.5185	47.694%
9	Takaful Conservative Fund		950.0000	972.7377	2.393%

Note:

- Fund prices of TCF is of 23rd May 2019


 Director
 HAA


 Director
 SMZ


 Managing Director &
 Chief Executive


 Chairman
 RBH